


THE CHECKOUT LIST

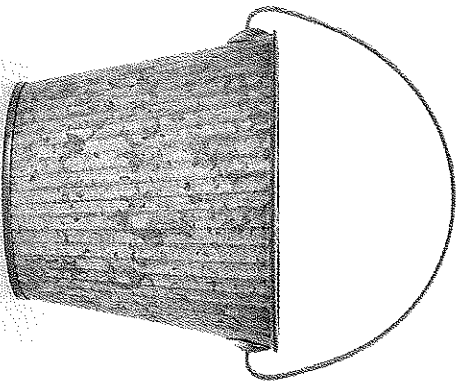



KITCHEN

- Ceiling
- Walls
- Window frame
- Windows
- Window sill
- Radiator
- Vent
- Electrical fittings
- Sockets
- Light switches
- Door frame
- Door
- Fridge, inside and out
- Extractor fan
- Cooker inside
- Cooker, top and even behind
- Oven, baking trays and racks
- Cupboard, underneath
- Cupboard, top
- Cupboard, inside
- Cupboard, outside
- Cupboard doors
- Ceiling
- Drawers
- Shelving above extractor fan
- Chopping board
- Sink
- Floor and skirting boards

OTHER ROOMS

- Storage area
- Individual area in the kitchen
- Rented furniture must be in place




BATHROOM

- Ceiling
- Walls
- Electrical fittings
- Bathroom cupboard
- Vent
- Mirror
- Bath – under, behind and piping
- Toilet
- Wash hand basin
- Door frame
- Door
- Floor drain
- Floor

ROOM

- Ceiling
- Walls
- Window frames
- Windows
- Window sill
- Radiator
- Vent
- Electrical fittings
- Sockets
- Wardrobes inside and out
- Door frames
- Doors
- Thresholds
- Floors and skirting boards



Tips and advice

- Be as thorough as possible. If the flat/apartment is not properly cleaned we'll have to charge you extra.
- Make sure all your windows and doors are closed before you leave.
- You can collect a parking permit from the Studentpostlådan office for using during your move.
- Arrange for your mail to be redirected to your new address. Within Sweden use www.adressandring.se
- Arrange for your telephone subscription to be redirected.
- Give notice to your internet service provider.
- Inform your insurance company of your new address.
- If you are moving from Tröskärsgatan 10 you also need to give notice to your electricity subscription.